

English for Life

Luke 1–5

Ten Bible-based English lessons

Beginner

Written by Sarah Brown

Illustrations by Jemima Nichols

Lesson 8

PART 1 (APPROX 1 HOUR):

I've got a fever

PART 2 (APPROX 1/2 HOUR):

Jesus heals many
Luke 4:38–43

BIG IDEA:

Jesus showed that he had God's authority as God's king.



Prepare lesson

Part 1. I've got a fever

Print resources

- ☐ **RESOURCE 8.1.1 – Photo of sick woman**
Print one copy to display OR bookmark this page ready to hold up image in book.
- ☐ **RESOURCE 8.1.2 – Photo of sick child**
Print one copy to display OR bookmark this page ready to hold up image in book.
- ☐ **RESOURCE 8.2 – Role-play dialogue**
Print one copy per student.

Additional equipment

- ☐ A packet of Panadol or Nurofen, thermometer, face washer, honey and lemon drink, throat lozenges

Part 2. Jesus heals many

Luke 4:38–43

Read scripture

- ☐ Luke 4:38–43 in NIV Bible
(or another easy-to-read translation)

Print resources (on the next page)

Print resources

- **RESOURCE 8.3 – Big idea sketch**
Print one copy to display OR bookmark this page ready to hold up image in book.
- **Heart language Bible text**
Print one text per student in relevant languages from bible.com or biblegateway.com
- **RESOURCE 8.4 – Large sketches**
Print one set of 8 A4 sketches to display.
- **RESOURCE 8.5 – Large sentences**
Print one set of 8 A4 sentences to display.
- **RESOURCE 8.6 – Small sketches**
Print one copy per pair and cut up.
- **RESOURCE 8.7 – Small sentence strips**
Print one copy per pair and cut up.
- **RESOURCE 8.8 – Gap-fill worksheet**
Print one copy per student.

Select Variations to activities

(see pages 4–5 in Introduction)

Part 1. I've got a fever

Activate knowledge

Display a packet of Panadol or Nurofen.

Invite students to tell you what they think this item is called.

Write suggestions on the board.

Repeat for each of the other items you have brought from home.

Ask 'When do we need these items?'

Say 'We use these when we have a cold or the flu.'

Focus on language

Activity 1: Sentence construction

Divide students into pairs.

Display [RESOURCE 8.1.1 – Photo of sick woman](#).

Write *I have ...* on the board.

Invite pairs to create statements for the woman in the photo, using the first person (e.g. *I have a sore throat, I have a runny nose*).

Invite pairs to read their sentences to the class.

Write the sentences on the board, correcting as you go.

Display [RESOURCE 8.1.2 – Photo of sick child](#).

Write *She has ...* on the board.

Invite students to create statements about the child in the photo, using the third person (e.g. *'She has a temperature'; 'She has a headache'*).

Write the sentences on the board, correcting as you go.

RESOURCE 8.1.1 – Photo of sick woman

Print one copy to
display OR bookmark
this page ready to hold
up image in book.

RESOURCE 8.1.2 – Photo of sick child

Print one copy to
display OR bookmark
this page ready to hold
up image in book.

**RESOURCE 8.2 –
Role-play dialogue**

Print one copy per
student.

Activity 2: Role play

Write on board: *patient* = *sick person*.

Model the dialogue from **RESOURCE 8.2 – Role-play dialogue** with a helper or a competent student volunteer.

Distribute **RESOURCE 8.2 – Role-play dialogue** to each student.

Divide students into pairs.

Nominate doctors and patients.

Invite students to practise the dialogue.

Invite students to swap roles and practise again.

Invite confident students to demonstrate in front of the class.

Part 2. Jesus heals many Luke 4:38–43

Activate knowledge

Display **RESOURCE 8.3 – Big idea sketch**.

Invite students to tell you what they see.

Write responses on the board.

RESOURCE 8.3 – Big idea sketch

Print one copy to display OR bookmark this page ready to hold up image in book.

Read for gist

Hold up a hard copy of the Bible.

Say 'In the Bible story, Jesus heals a woman with a fever.'

Distribute copies of Luke 4:38–43 in your students' heart languages and allow time for students to read silently for context, then ask them to put the text away for the rest of the lesson.

Read for detail

Display **RESOURCE 8.4 – Large sketches** in order.

Read the 8 sentences below slowly, pointing to the corresponding sketches as you read.

Sentences:

1. Jesus went to Simon's house.
2. Simon's mother-in-law had a fever.
3. Jesus healed her.
4. Jesus healed many people.
5. At sunrise, Jesus was alone.
6. The people looked for Jesus.
7. The people wanted Jesus to stay.
8. Jesus said, 'I must tell the good news about God.'

RESOURCE 8.4 – Large sketches

Print one set of 8 A4 sketches to display.

**RESOURCE 8.5 –
Large sentences**

Print one set of 8 A4 sentences to display.

**RESOURCE 8.6 –
Small sketches**

Print one copy per pair and cut up.

**RESOURCE 8.7 –
Small sentence strips**

Print one copy per pair and cut up.

**RESOURCE 8.8 –
Gap-fill worksheet**

Print one copy per student.

Re-read the 8 sentences, placing the correct sentence from **RESOURCE 8.5 – Large sentences** near each sketch as you go.

Read the 8 sentences again and invite students to point to the corresponding sketches as you read.

Reinforce the language

Divide students into pairs.

Distribute **RESOURCE 8.6 – Small sketches** to pairs.

Invite pairs to sequence the sketches in the correct order.

Distribute **RESOURCE 8.7 – Small sentence strips** to pairs.

Invite pairs to match the sentence strips to the corresponding sketches. (More advanced students can sequence the sentence strips without looking at the sketches.)

Invite students to retell the story to their partners.

Invite confident students to retell the story to the whole class using only the sketches.

Reinforce the text using some of the 6 **Variations to activities** on pages 4–5 in Introduction.

Distribute **RESOURCE 8.8 – Gap-fill worksheet** to each student.

Encourage students to work together to complete the worksheet.

Check answers together by reading slowly through the worksheet and writing the missing words on the board.

8.1.1 RESOURCE – Photo of sick woman

Lesson 8: Part 1. I've got a fever
Print one copy to display OR bookmark
this page ready to hold up image in book.



8.1.2 RESOURCE – Photo of sick child

Lesson 8: Part 1. I've got a fever
Print one copy to display OR bookmark
this page ready to hold up image in book.



8.2 RESOURCE – Role-play dialogue

Lesson 8: Part 1. I've got a fever
Print one copy per student.

Doctor: Mrs Smith?

Patient: Yes.

Doctor: Come in and have a seat. What seems to be the problem?

Patient: I feel hot and I have a headache. I have a runny nose and I feel very tired.

Doctor: How long have you been feeling hot for?

Patient: It's been two days.

Doctor: Are you taking anything for it?

Patient: I took some Panadol, but I don't think it helped.

Doctor: You've got a fever and the flu. It's okay to have Panadol every four hours.
Drink plenty of water and rest in bed. Come back in a week if you're not
feeling better.

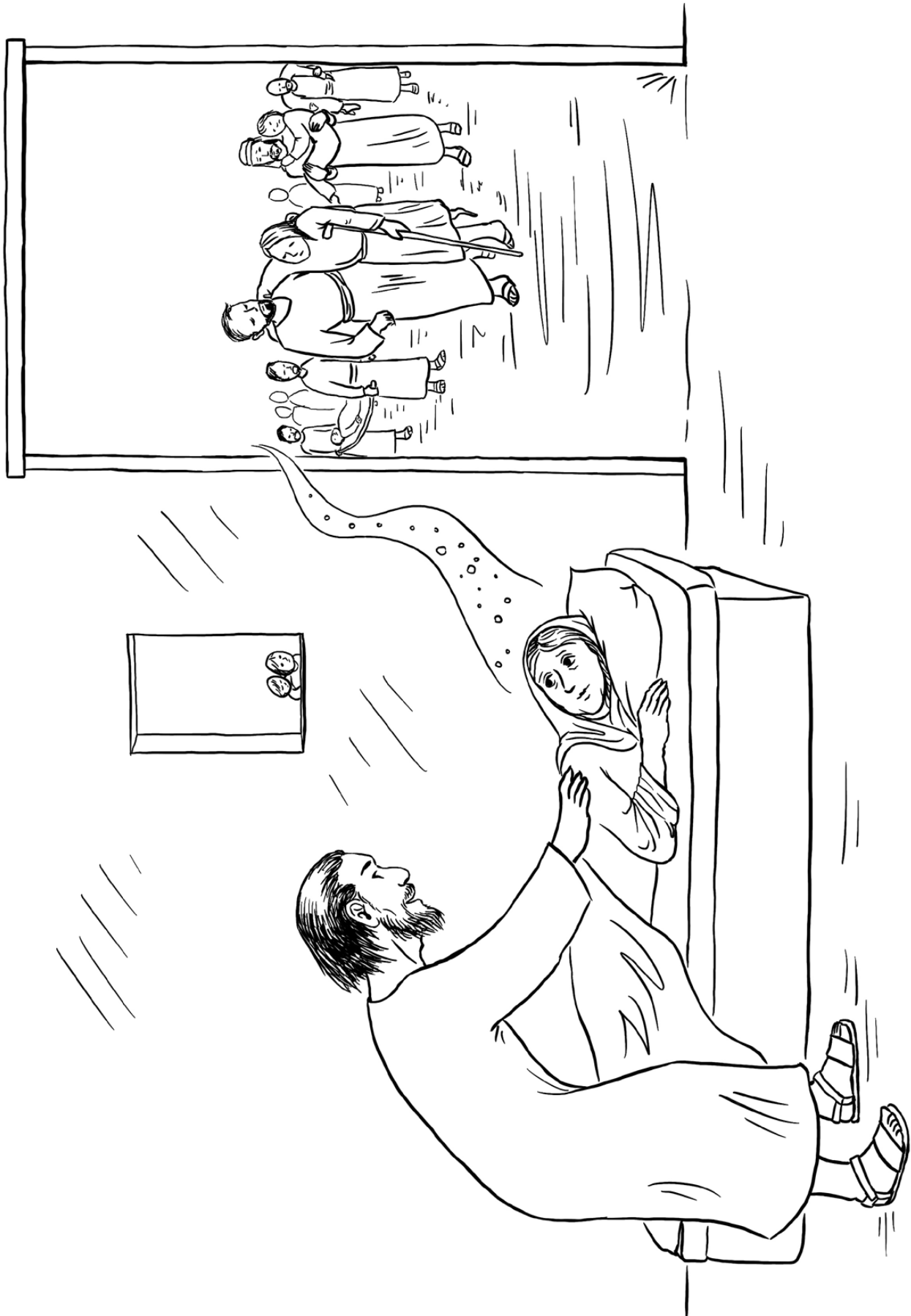
Patient: Thank you.

Doctor: I hope you feel better soon.

8.3 RESOURCE – Big idea sketch

Lesson 8: Part 2. Jesus heals many – Luke 4:38–43

Print one copy to display OR bookmark
this page ready to hold up image in book.



8.4 RESOURCE – Large sketches

Lesson 8: Part 2. Jesus heals many – Luke 4:38–43
Print one set of 8 A4 sketches to display.



8.4 RESOURCE – Large sketches

Lesson 8: Part 2. Jesus heals many – Luke 4:38–43
Print one set of 8 A4 sketches to display.




8.4 RESOURCE – Large sketches

Lesson 8: Part 2. Jesus heals many – Luke 4:38–43
Print one set of 8 A4 sketches to display.



8.4 RESOURCE – Large sketches

Lesson 8: Part 2. Jesus heals many – Luke 4:38–43
Print one set of 8 A4 sketches to display.




8.4 RESOURCE – Large sketches

Lesson 8: Part 2. Jesus heals many – Luke 4:38–43
Print one set of 8 A4 sketches to display.



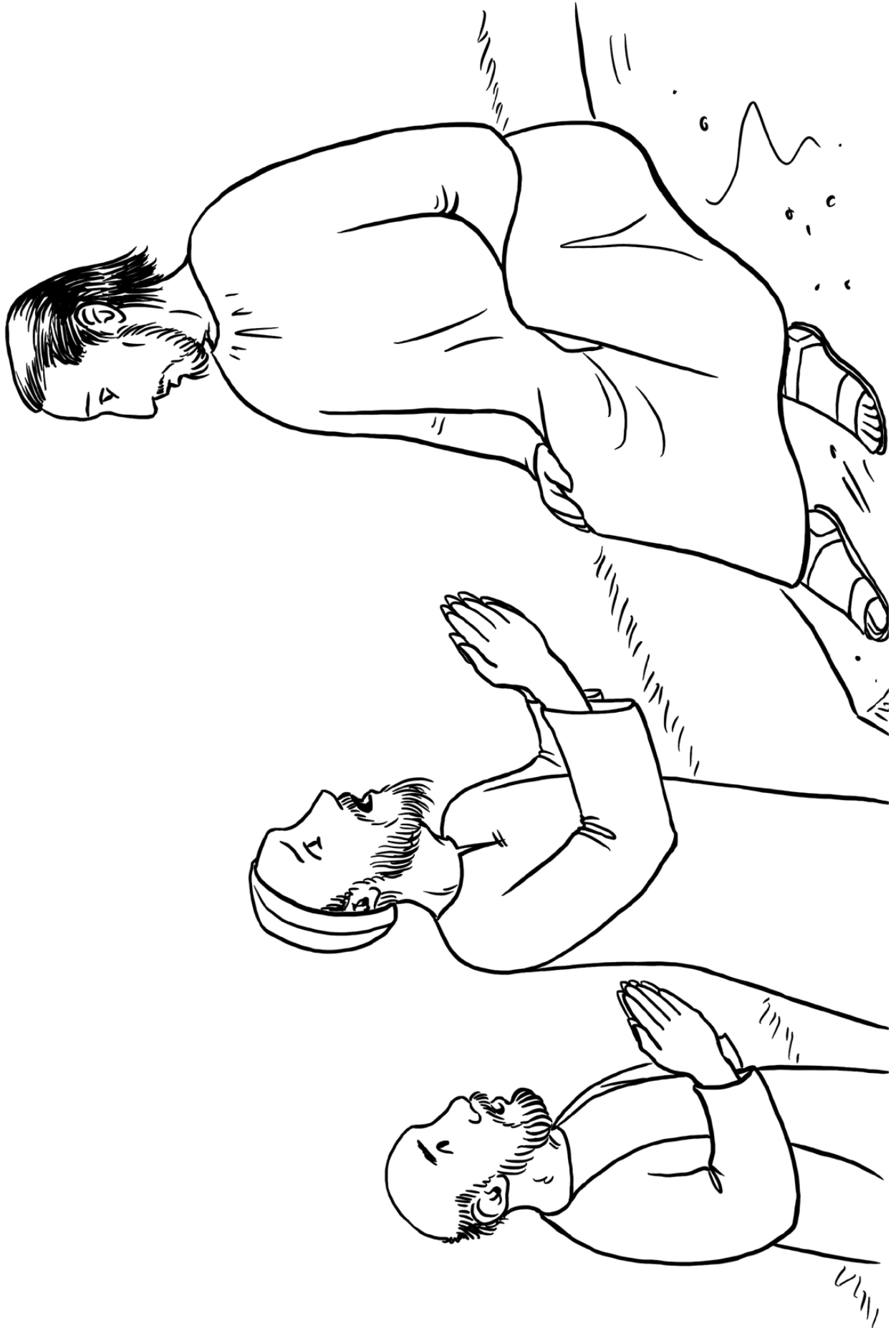
8.4 RESOURCE – Large sketches

Lesson 8: Part 2. Jesus heals many – Luke 4:38–43
Print one set of 8 A4 sketches to display.




8.4 RESOURCE – Large sketches

Lesson 8: Part 2. Jesus heals many – Luke 4:38–43
Print one set of 8 A4 sketches to display.



8.4 RESOURCE – Large sketches

Lesson 8: Part 2. Jesus heals many – Luke 4:38–43
Print one set of 8 A4 sketches to display.



**Jesus went to
Simon's house.**

**Simon's
mother-in-law
had a fever.**

**Jesus healed
her.**

**Jesus healed
many people.**

**At sunrise,
Jesus was
alone.**

**The people
looked for
Jesus.**

**The people
wanted Jesus
to stay.**


**Jesus said,
'I must tell
the good news
about God!'**

8.6 RESOURCE – Small sketches

Lesson 8: Part 2. Jesus heals many – Luke 4:38–43
Print one copy per pair and cut up.



Luke.B.8



Luke.B.8



Luke.B.8



Luke.B.8



Luke.B.8



Luke.B.8



Luke.B.8



Luke.B.8



8.7 RESOURCE – Small sentence strips

Lesson 8: Part 2. Jesus heals many – Luke 4:38–43
Print one copy per pair and cut up.



Luke.B.8

Jesus went to Simon's house.

Luke.B.8

Simon's mother-in-law had a fever.

Luke.B.8

Jesus healed her.

Luke.B.8

Jesus healed many people.

Luke.B.8

At sunrise, Jesus was alone.

Luke.B.8

The people looked for Jesus.

Luke.B.8

The people wanted Jesus to stay.

Luke.B.8

Jesus said, 'I must tell the good news about God.'

8.8 RESOURCE – Gap-fill worksheet

Lesson 8: Part 2. Jesus heals many – Luke 4:38–43
Print one copy per student.

Fill in the missing words.

Luke 4:38–43

1. Jesus _____ to Simon's house.
2. Simon's mother-in-law had a _____.
3. Jesus _____ her.
4. Jesus healed many _____.
5. At _____, Jesus was alone.
6. The people _____ for Jesus.
7. The people wanted _____ to stay.
8. Jesus said, 'I must tell the good news about _____.'